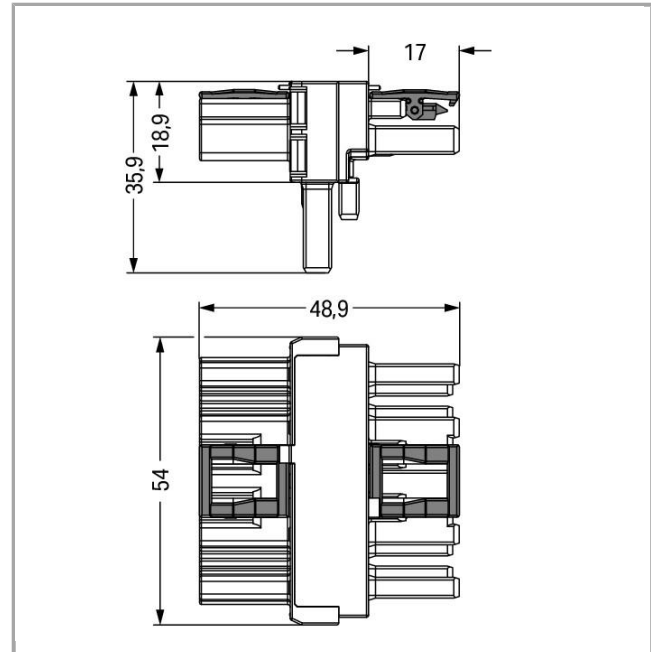



Data sheet | Item number: 770-1641

T-distribution connector; 5-pole; Cod. B; 1 input; 2 outputs; 2 locking levers;
gray



770-1641



Item description

- Protected against mismatching and maintenance-free
- Additional variable coding is possible
- Components can be clearly printed on and color-coded to meet custom requirements

Note:

All connectors for mounted installations (snap-in versions for lighting fixtures or devices, all types of PCB and distribution connectors) are factory-equipped with locking levers to ensure plugs and sockets are securely locked. Additional locking levers are only required for flying leads (plug /socket).

Safety information 1:

Application note for the U.S. market (USR): Some versions may also be used for current interruption in accordance with the UL certificate in select applications with currents below 16 A and voltages up to 600 V. For further information, please contact your local sales office.

Data**Electrical data**

Note on Contact Resistance	approx. 1m Ω contact resistance approx. 0.25m Ω contact transition plug/socket
----------------------------	--

Ratings per IEC/EN 60664-1

Rated voltage (III / 3)	400 V
Rated impulse voltage (III / 3)	6 kV
Rated current	25 A

Approvals per UL 1977

Rated voltage per UL 1977 (factory wiring only)	600 V
Rated current per UL 1977 (factory wiring only)	23 A

Connection data

Total number of potentials	5
No. of poles	5

Geometrical Data

Pin spacing	10 mm / 0.394 inch
Width	54 mm / 2.126 inch
Height	36.1 mm / 1.421 inch
Depth	48.9 mm / 1.925 inch

Mechanical data

Coding	B
Mating force of a plug-in connection	ca. 20 70 N (polzahlabhängig)
Retention force of a plug-in connection	When locked: > 80 N
Unmating force of a plug-in connection	ohne Verriegelung: ca. 20 70 N (polzahlabhängig)
Number of mating cycles	200, without resistive load 100, with resistive load $I_N = 25A$, tested (4 mm ² /AWG 12)
Type of distribution connector	T-distribution connector
Marking	1 2 3 4 5
Protection class	IP20
Note on protection class	Only in mated condition (These compact connectors are not designed for use in open, easily accessible areas.)

Potential marking	1 2 3 4 5
-------------------	-----------

Plug connection

Contact type (pluggable connector)	Socket/plug
Mismating protection	Yes
Locking of plug-in connection	locking lever
Locking lever	yes

Material Data

Color	gray
Insulating material	Polyamide 66 (PA 66)
Flammability class per UL94	V0
Contact material	Copper or copper alloy, surface-treated
Fire load	0.513 MJ
Weight	26.216 g

Environmental Requirements


Processing temperature	-5 +40 °C
Continuous operating temperature	-35 +85 °C
Note on Continuous Service Temperature	Insulating parts for temperatures ≤ 105 °C

Commercial data

Product Group	20 (WINSTA)
Country of origin	DE
GTIN	4050821702153
Customs Tariff No.	85366990990

Approvals / Certificates

Other Approvals

Logo	Approval	Additional Approval Text	Certificate name
	cURus Underwriters Laboratories Inc.	UL 1977	E45171 Sec. 9

UL-Approvals

Logo	Approval	Additional Approval Text	Certificate name
	cURus Underwriters Laboratories Inc.	UL 1977	E45171 Sec. 9



Compatible products

assembling



Item no.: 770-354

Mounting carrier; 5-pole; for distribution connectors

770-354

protection



Item no.: 770-201

Lockout cap; 12-pole, separable; 12-pole; for sockets; black

770-201



Item no.: 770-221

Lockout cap; for socket; 12-pole; separable; white

770-221



Item no.: 770-360

Lockout cap; for plugs; 5-pole; separable; yellow

770-360

Downloads

Documentation

Bid Text

770-1641

doc
23.6 kB

Download

CAD/CAE - Smart Data

WSCAD

WSCAD Universe

Download

Subject to changes.